



MFT-FOX-VT-2L- HANGERS- UNDERCUT ANCHORS

Hilti facade system



CONTENT AND OVERVIEW


Panels	3
Application and Description	4
System Drawings	5-16
Brackets Range	
MFT-FOX VT Medium	17
MFT-FOX VT Large	17
Bracket Profile Adjustment	18
Products Range	19-20

MFT-FOX-VT-2L-hangers-undercut anchors



This is an interactive page! Click on the move-back button to jump back to the CONTENT AND OVERVIEW.





APPLICATION AND DESCRIPTION

MFT-FOX-VT-2L-hangers-undercut anchors

The system consists of thermal free wall brackets and profiles, and is specifically designed for vertical/horizontal substructures with undercut anchors for invisible fixing in ventilated facades. Wall brackets are supplied with powder coated base plate, according to the method of installation to the base material - anchors, screws and direct fastening - with different hole geometries in the base plate (available hole geometries are shown in the catalogue, on HOL or on the following pages).

Wall brackets are designed with both fixed and flexible points to allow for thermal expansion of the profile. The fixed point takes the weight of the panels and substructure and the proportional wind loads, while the flexible point only assumes the proportional wind loads.

Vertical profiles are connected to the wall brackets with specially designed screws for fixed and flexible points. This allows virtually-frictionless sliding of the profiles against the wall brackets and keeps the profile connected by the fixed point in place. The flexible point makes sure that there are no additional loads on the substructure from the profile's expansion forces.

The adjustment of the profiles against the wall brackets is supported with a 'helping hand'. The helping hand keeps the profile in position whilst the profile is being fixed with screws, allowing a fast connection to the bracket. With this system, wall tolerances of up to 40 mm can be perfectly balanced. The wall brackets are available from 140 mm to 320 mm.

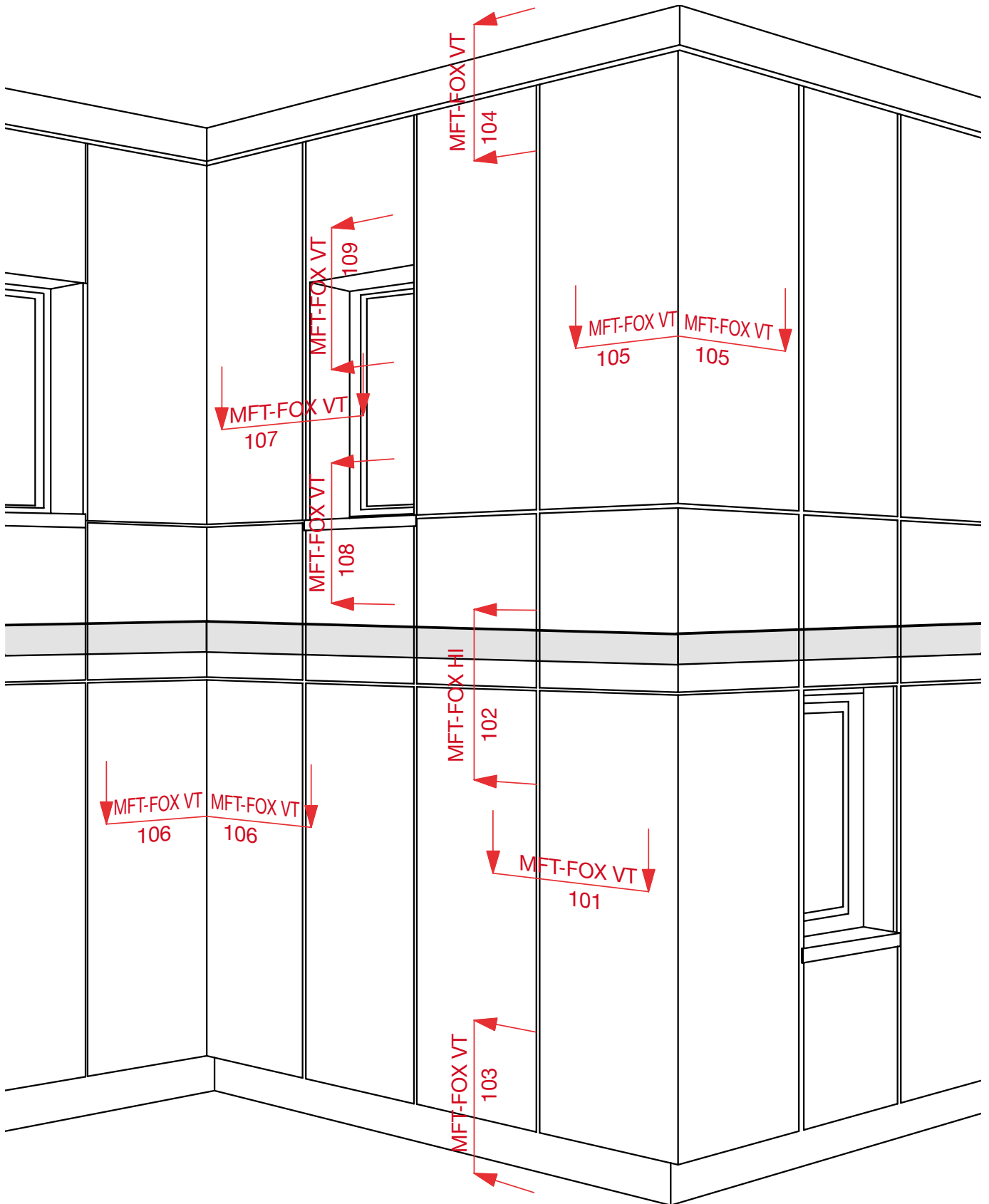
To avoid corrosion the base plate of the bracket is powder coated.

The horizontal hanger profiles with elongated application will be fixed on the vertical profiles. Fix points will be realized with 2 screws in the elongated holes; flexible points with 1 screw. Hangers will be distinguished into fix, leveling and leveling+ fixing application

Advantages:

- Flexible design using fixed and flexible points
- 40 mm adjustment capability of the profiles in the wall brackets
- Bracket length from 140 mm to 320 mm
- Brackets can be mounted using a range of methods - anchors, screws or direct fastening
- Avoiding contact corrosion by powder coated base plate
- Substructures can be designed with PROFIS Fa<ade to generate technically-sound and economically-optimized solutions
- Usable for every panel with an approval for the undercut fixing

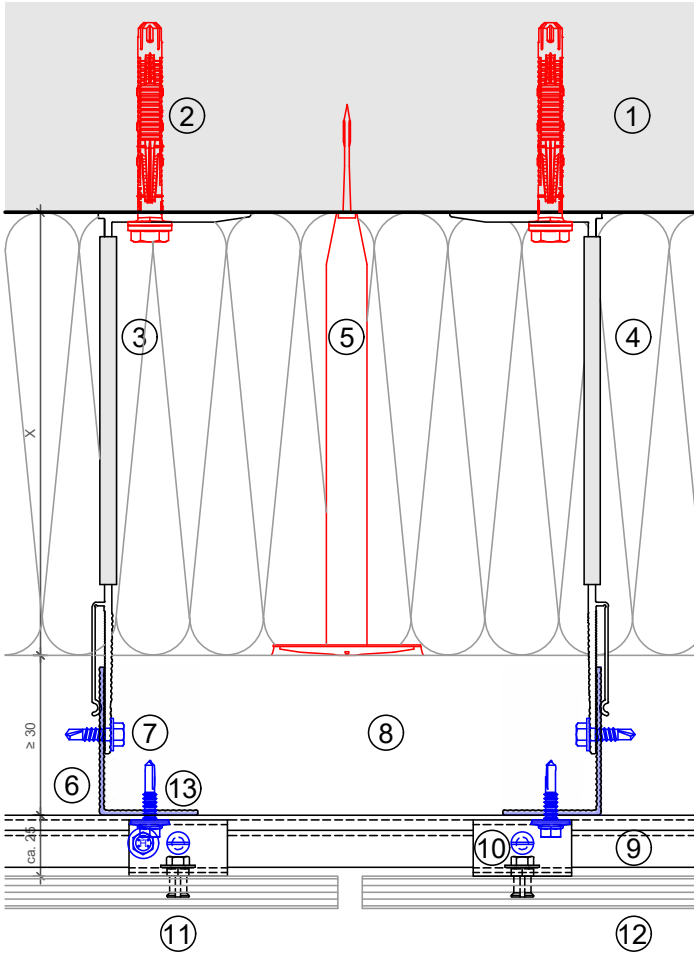
VIEW OF CLADDING



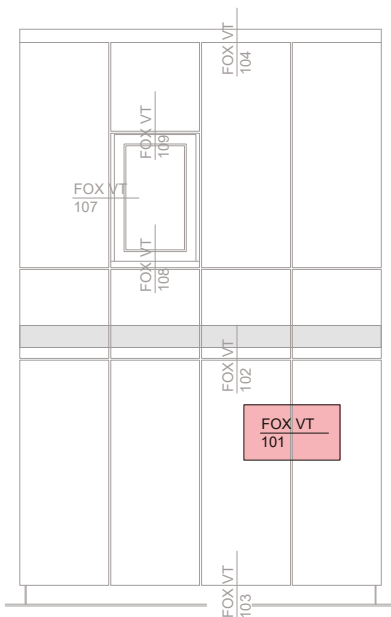
This is an interactive page! By clicking on a system part you get directed to the respective detail page.
Click on the move-back button to jump back to the CONTENT AND OVERVIEW.



MFT-FOX VT 101



- Legend:
- ① Base material
 - ② Anchor acc. to static
 - ③ Bracket
 - ④ Insulation
 - ⑤ Insulation fastener
 - ⑥ Profile
 - ⑦ Self drilling screw
 - ⑧ Ventilation gap
 - ⑨ Load-bearing hanger profile
 - ⑩ Hanger
 - ⑪ Cladding fixing
 - ⑫ Cladding
 - ⑬ Profile fastener

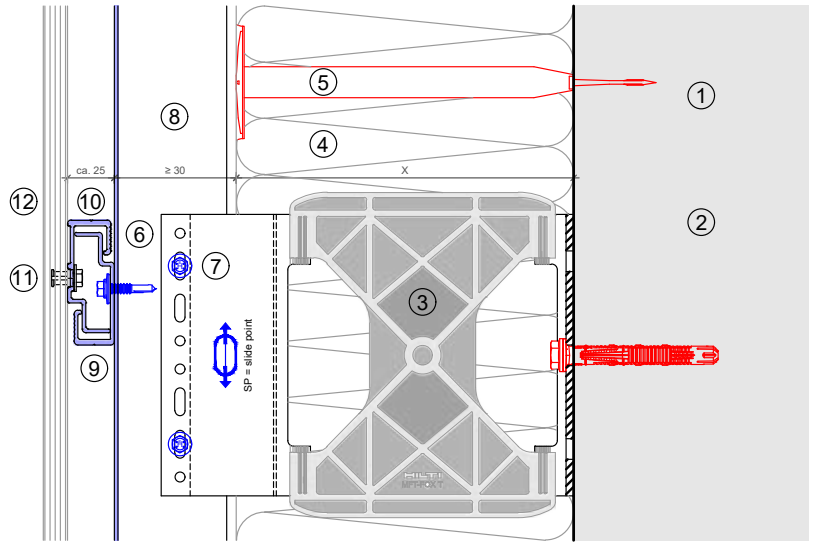


This is an interactive page! Click on the move-back button to jump back to the VIEW OF CLADDING.

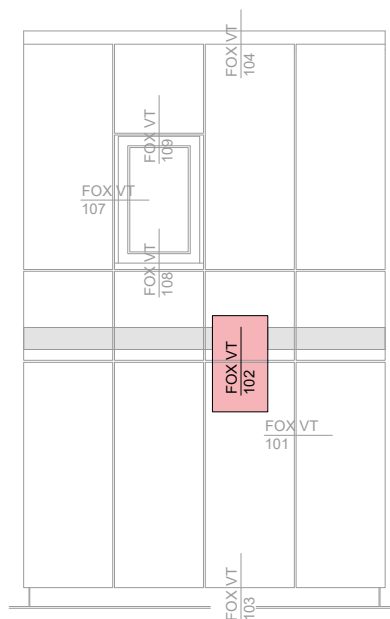
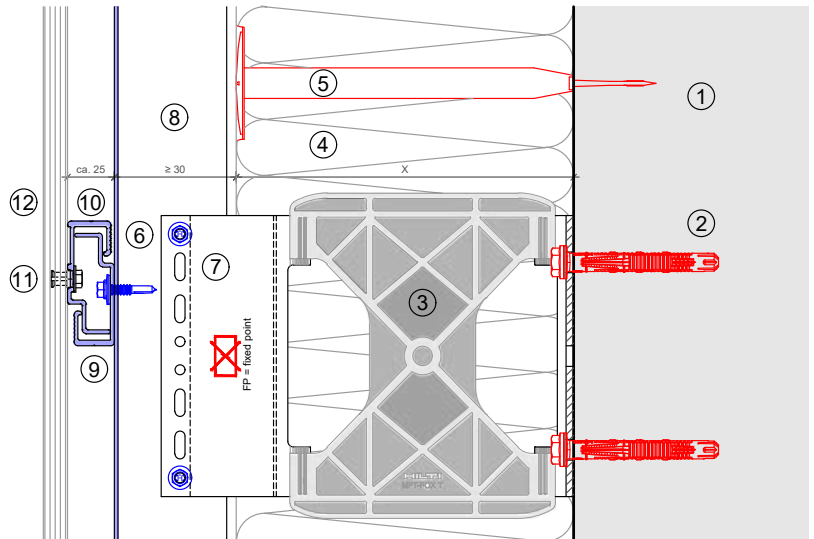
MFT-FOX VT 102

Legend:

- ① Base material
- ② Anchor acc. to static
- ③ Bracket
- ④ Insulation
- ⑤ Insulation fastener
- ⑥ Profile
- ⑦ Self drilling screw
- ⑧ Ventilation gap
- ⑨ Load-bearing hanger profile
- ⑩ Hanger
- ⑪ Cladding fixing
- ⑫ Cladding



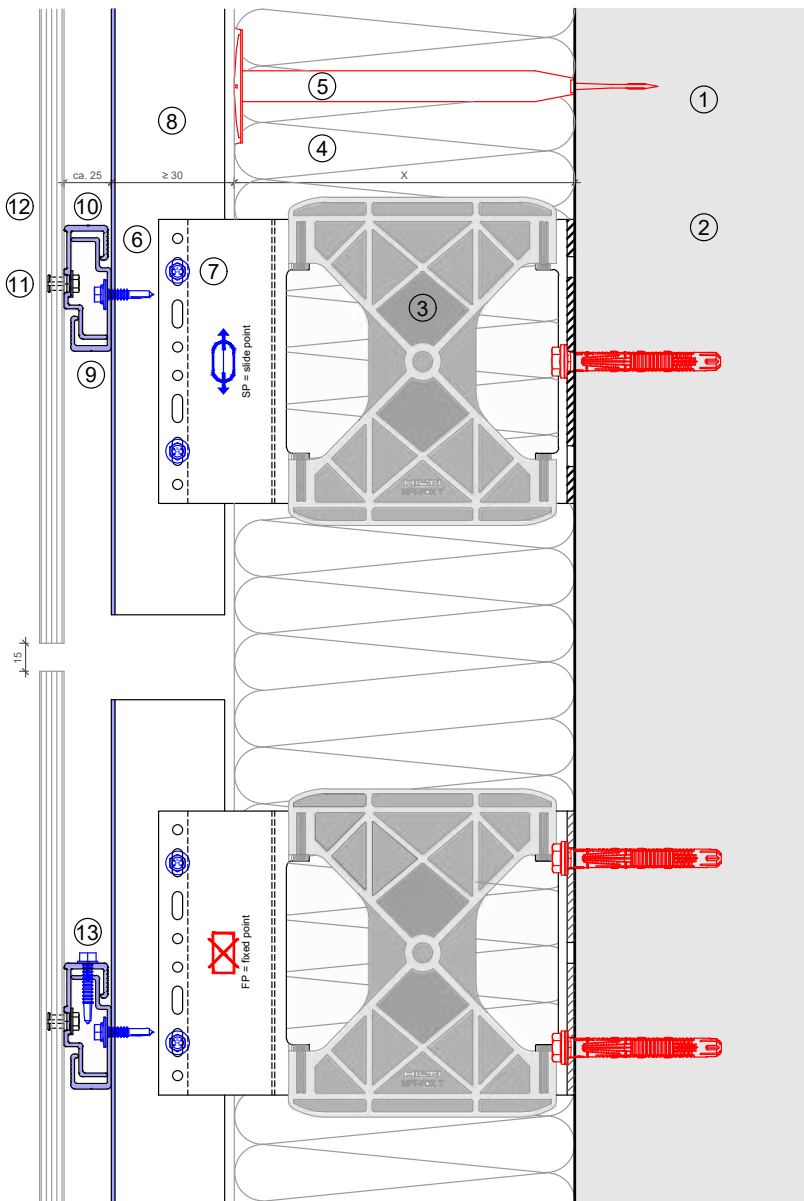
Vertical section-fixed point



This is an interactive page! Click on the move-back button to jump back to the VIEW OF CLADDING.

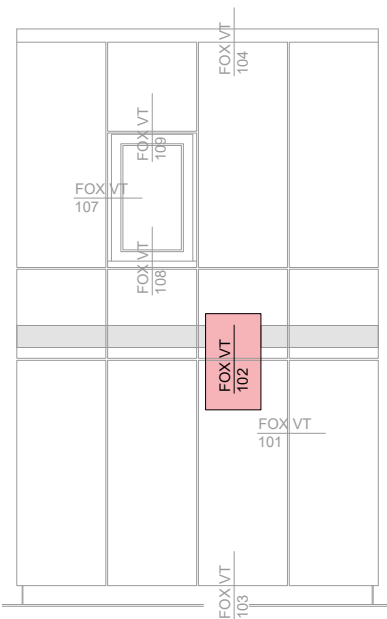


MFT-FOX VT 102



Legend:

- ① Base material
- ② Anchor acc. to static
- ③ Bracket
- ④ Insulation
- ⑤ Insulation fastener
- ⑥ Profile
- ⑦ Self drilling screw
- ⑧ Ventilation gap
- ⑨ Load-bearing hanger profile
- ⑩ Hanger
- ⑪ Cladding fixing
- ⑫ Cladding

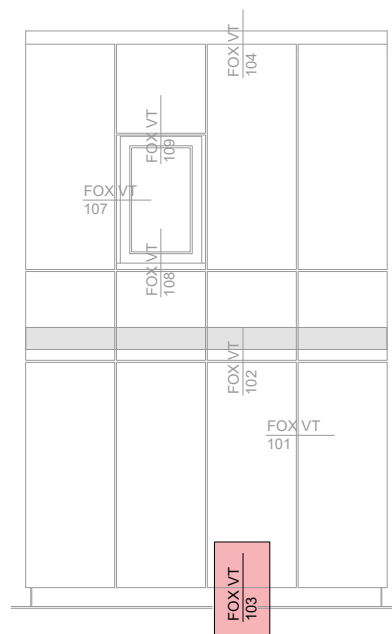
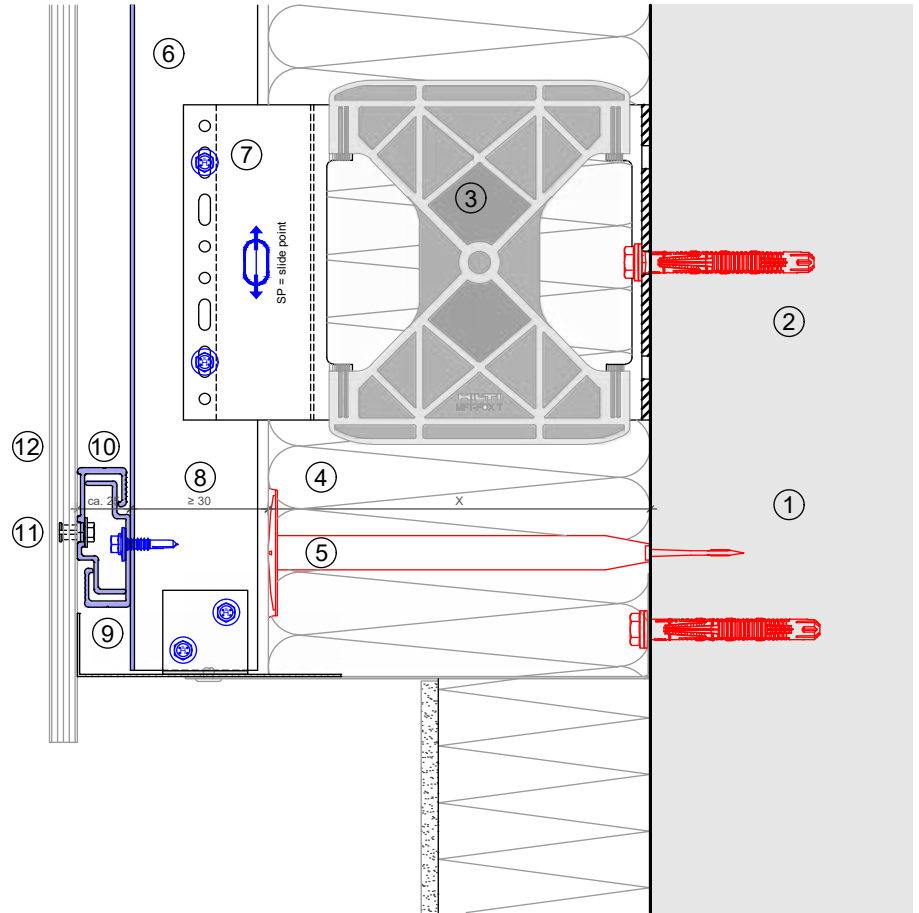


This is an interactive page! Click on the move-back button to jump back to the VIEW OF CLADDING.

MFT-FOX VT 103

Legend:

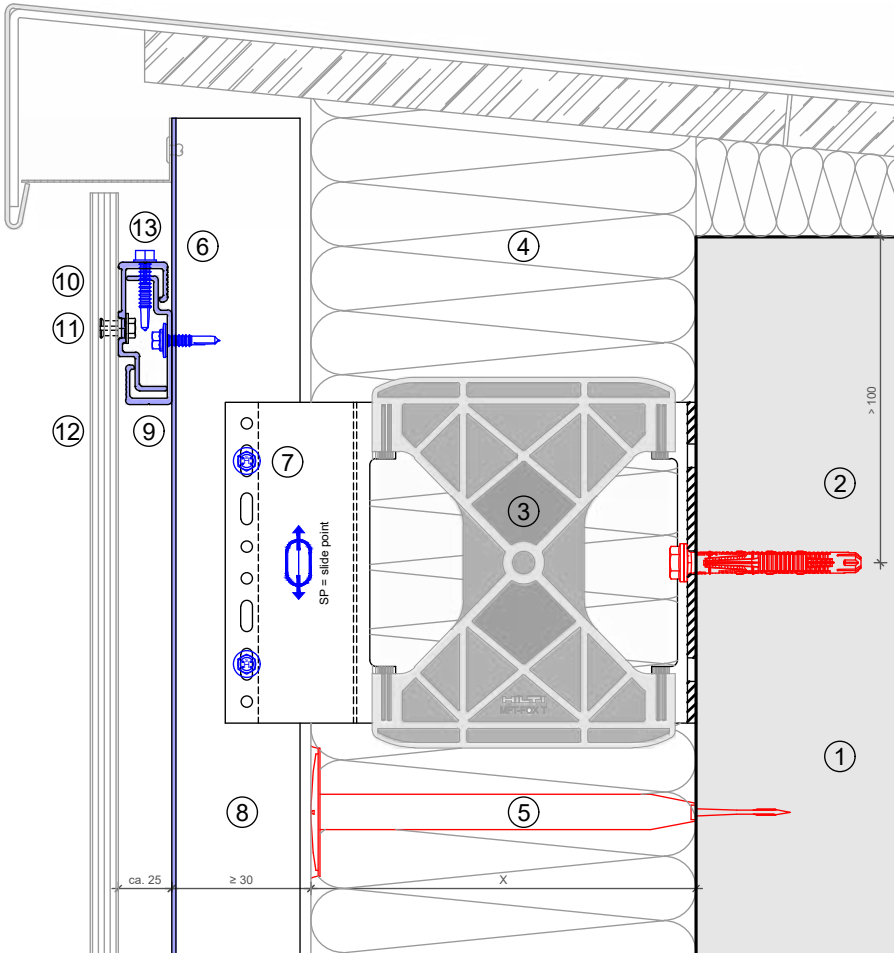
- ① Base material
- ② Anchor acc. to static
- ③ Bracket
- ④ Insulation
- ⑤ Insulation fastener
- ⑥ Profile
- ⑦ Self drilling screw
- ⑧ Ventilation gap
- ⑨ Load-bearing hanger profile
- ⑩ Hanger
- ⑪ Cladding fixing
- ⑫ Cladding



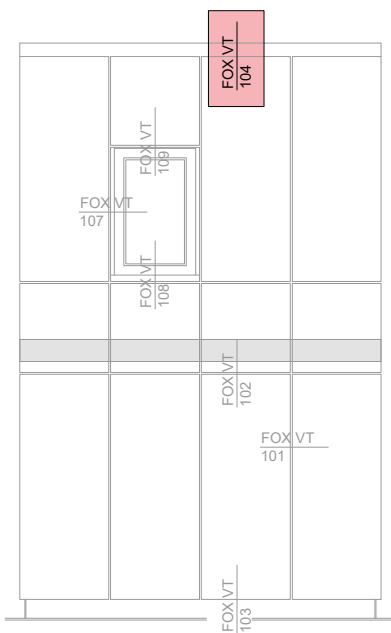
This is an interactive page! Click on the move-back button to jump back to the VIEW OF CLADDING.



MFT-FOX VT 104



- Legend:
- ① Base material
 - ② Anchor acc. to static
 - ③ Bracket
 - ④ Insulation
 - ⑤ Insulation fastener
 - ⑥ Profile
 - ⑦ Self drilling screw
 - ⑧ Ventilation gap
 - ⑨ Load-bearing hanger profile
 - ⑩ Hanger
 - ⑪ Cladding fixing
 - ⑫ Cladding
 - ⑬ Profile fastener

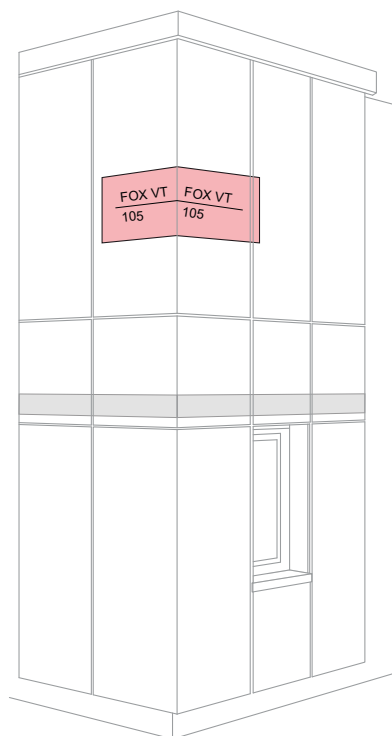
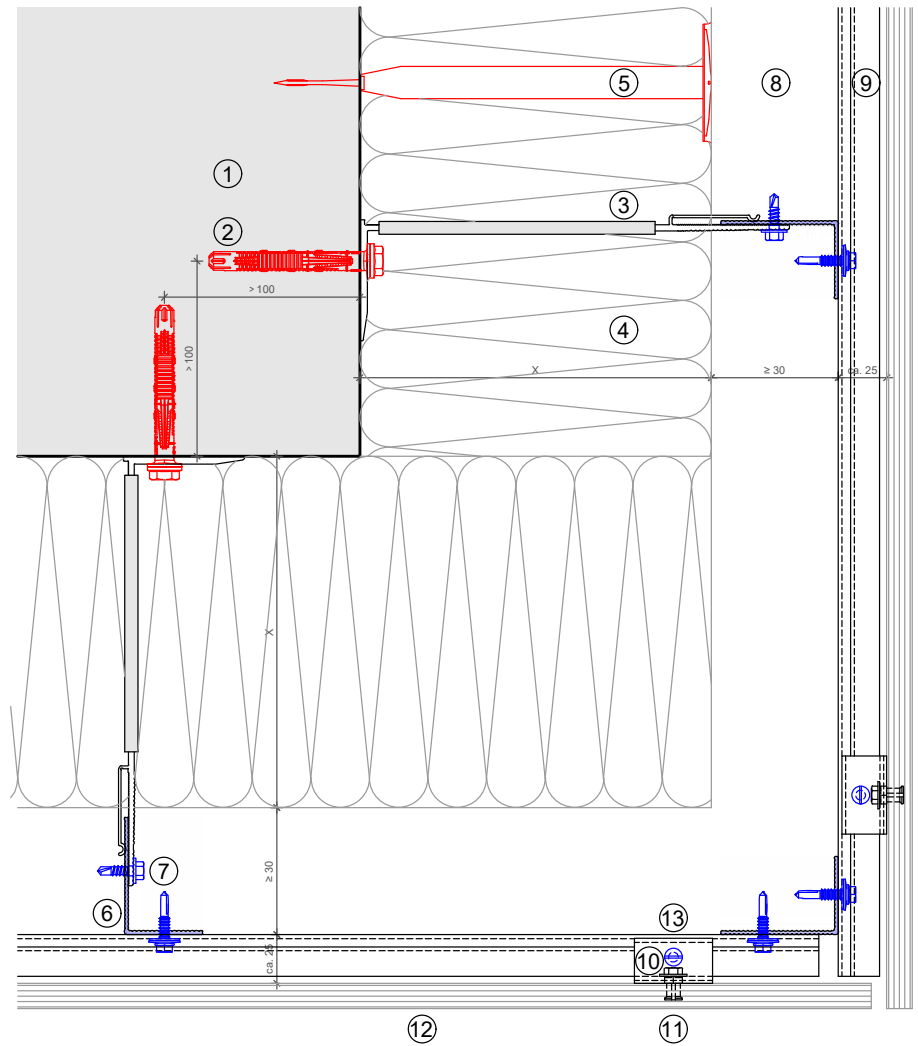


This is an interactive page! Click on the move-back button to jump back to the VIEW OF CLADDING.

MFT-FOX VT 105

Legend:

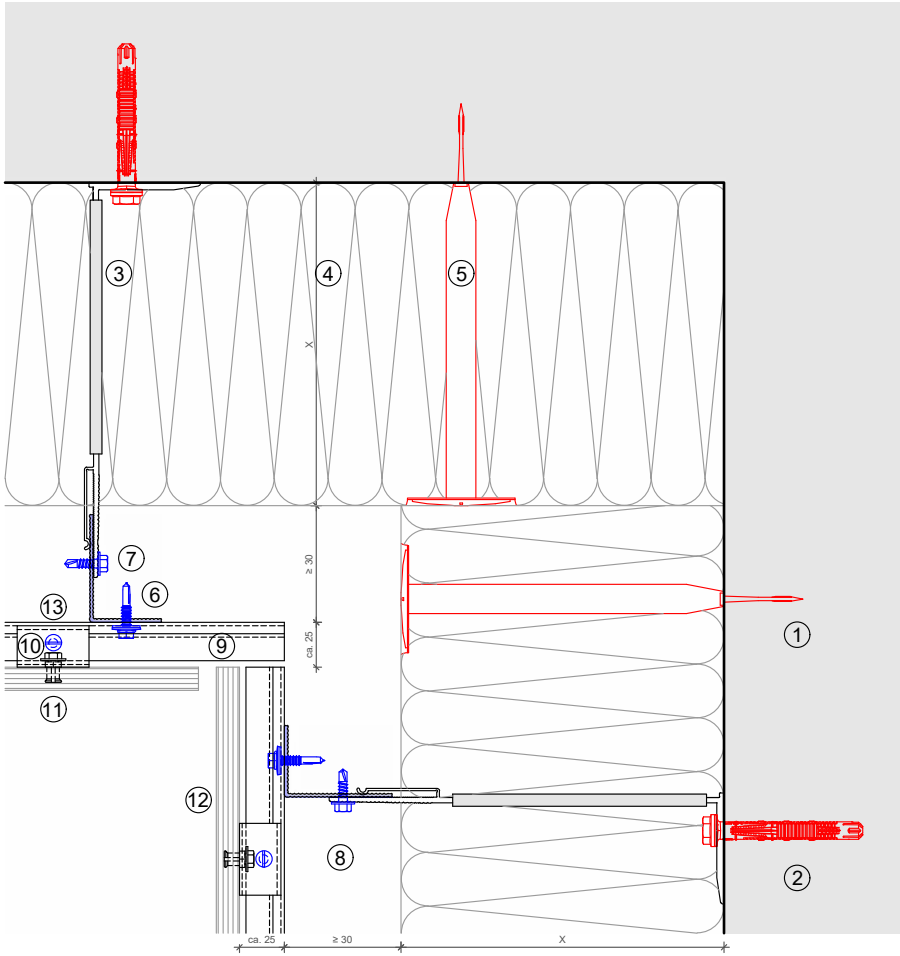
- ① Base material
- ② Anchor acc. to static
- ③ Bracket
- ④ Insulation
- ⑤ Insulation fastener
- ⑥ Profile
- ⑦ Self drilling screw
- ⑧ Ventilation gap
- ⑨ Load-bearing hanger profile
- ⑩ Hanger
- ⑪ Cladding fixing
- ⑫ Cladding
- ⑬ Profile fastener



This is an interactive page! Click on the move-back button to jump back to the VIEW OF CLADDING.



MFT-FOX VT 106



- Legend:
- ① Base material
 - ② Anchor acc. to static
 - ③ Bracket
 - ④ Insulation
 - ⑤ Insulation fastener
 - ⑥ Profile
 - ⑦ Self drilling screw
 - ⑧ Ventilation gap
 - ⑨ Load-bearing hanger profile
 - ⑩ Hanger
 - ⑪ Cladding fixing
 - ⑫ Cladding
 - ⑬ Profile fastener

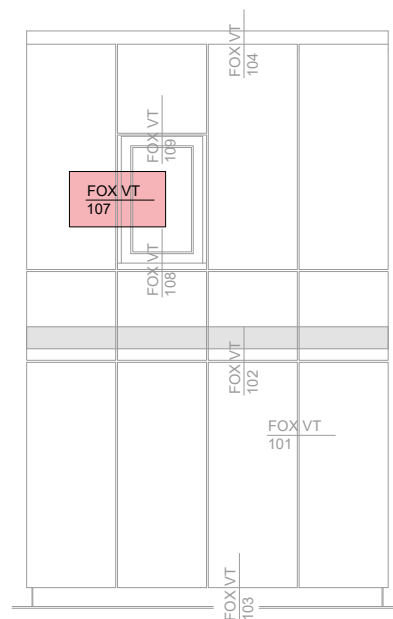
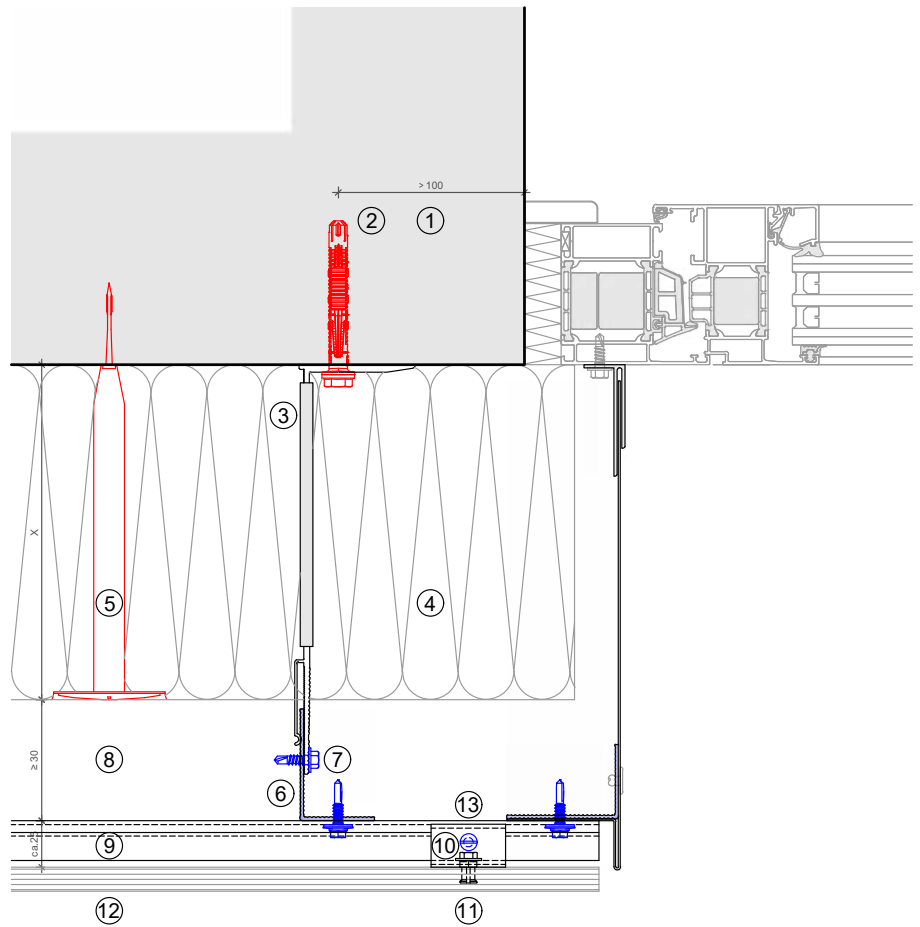


This is an interactive page! Click on the move-back button to jump back to the VIEW OF CLADDING.

MFT-FOX VT 107

Legend:

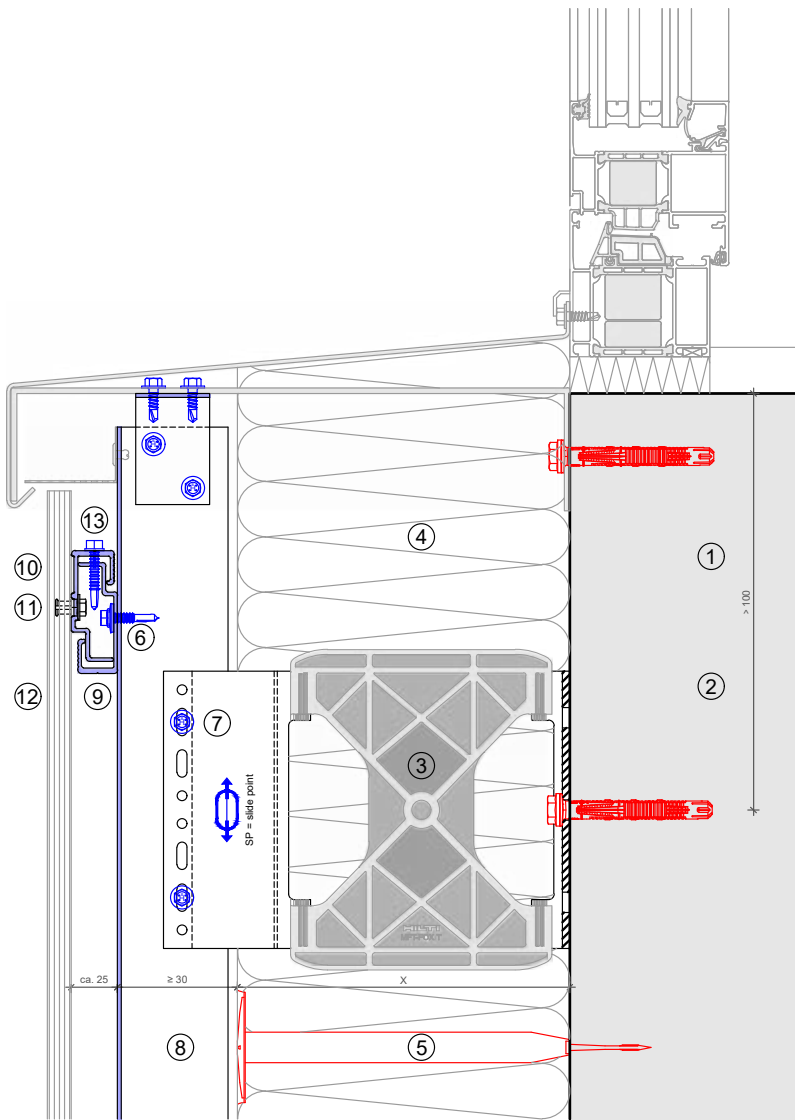
- ① Base material
- ② Anchor acc. to static
- ③ Bracket
- ④ Insulation
- ⑤ Insulation fastener- ⑥ Profile
- ⑦ Self drilling screw
- ⑧ Ventilation gap
- ⑨ Load-bearing hanger profile
- ⑩ Hanger
- ⑪ Cladding fixing
- ⑫ Cladding
- ⑬ Profile fastener



This is an interactive page! Click on the move-back button to jump back to the VIEW OF CLADDING.

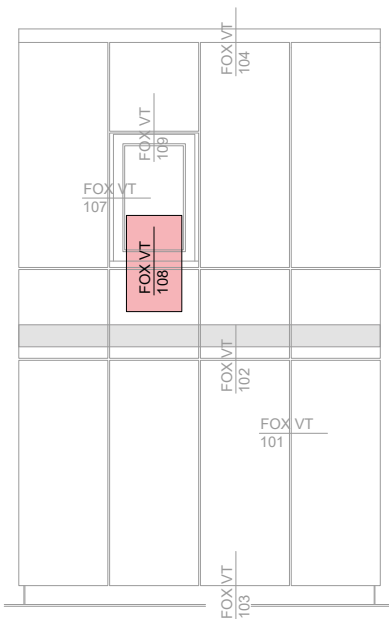


MFT-FOX VT 108



Legend:

- ① Base material
- ② Anchor acc. to static
- ③ Bracket
- ④ Insulation
- ⑤ Insulation fastener
- ⑥ Profile
- ⑦ Self drilling screw
- ⑧ Ventilation gap
- ⑨ Load-bearing hanger profile
- ⑩ Hanger
- ⑪ Cladding fixing
- ⑫ Cladding
- ⑬ Profile fastener

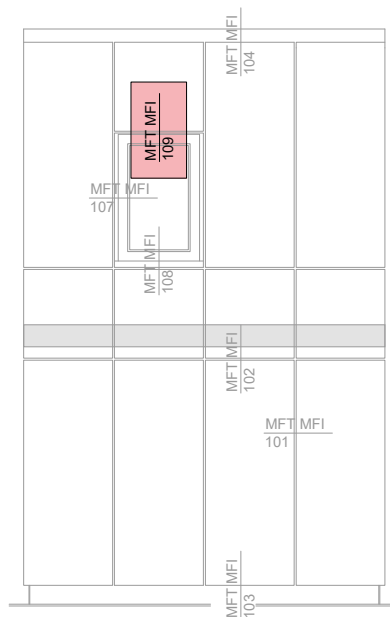
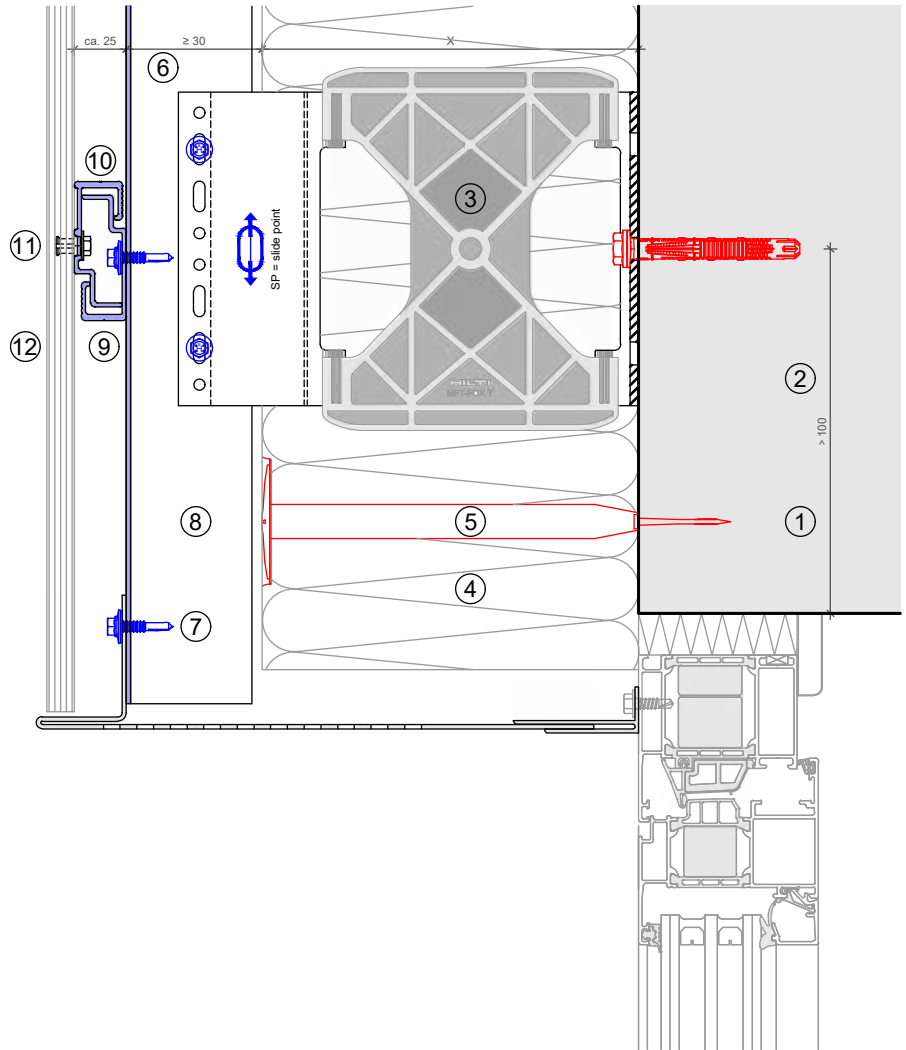


This is an interactive page! Click on the move-back button to jump back to the VIEW OF CLADDING.

MFT-FOX VT 109

Legend:

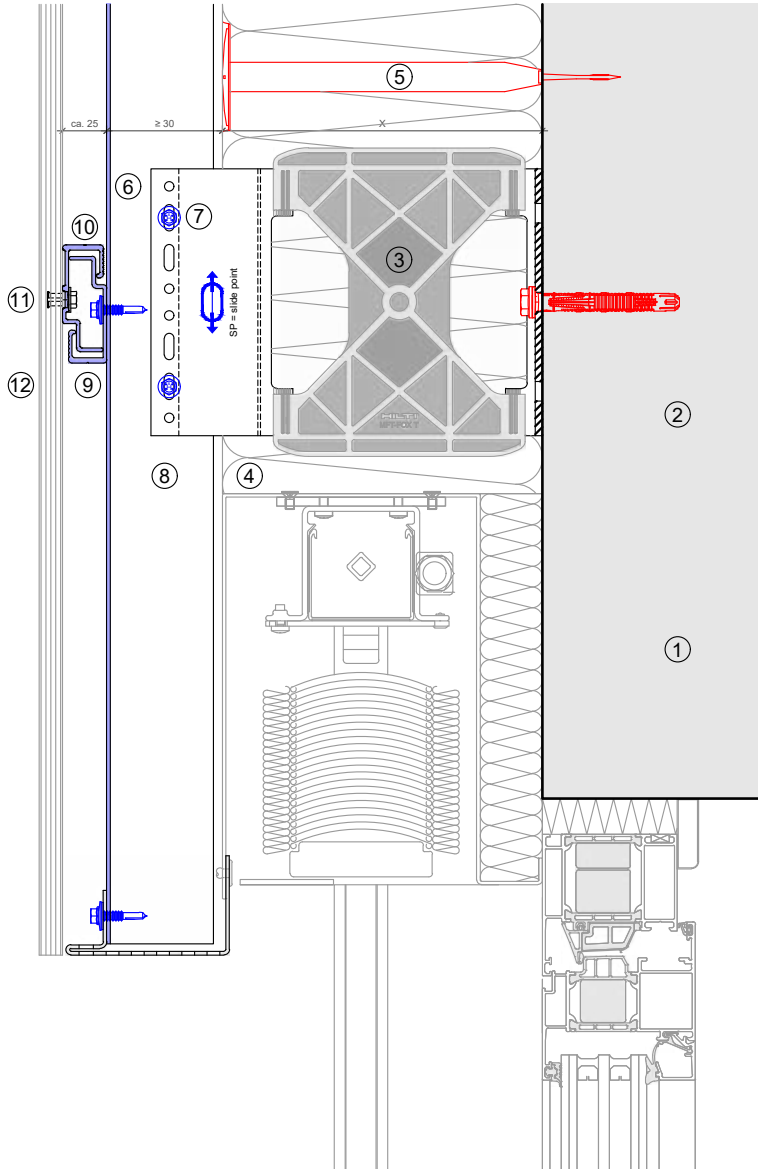
- ① Base material
- ② Anchor acc. to static
- ③ Bracket
- ④ Insulation
- ⑤ Insulation fastener
- ⑥ Profile
- ⑦ Self drilling screw
- ⑧ Ventilation gap
- ⑨ Load-bearing hanger profile
- ⑩ Hanger
- ⑪ Cladding fixing
- ⑫ Cladding



This is an interactive page! Click on the move-back button to jump back to the VIEW OF CLADDING.

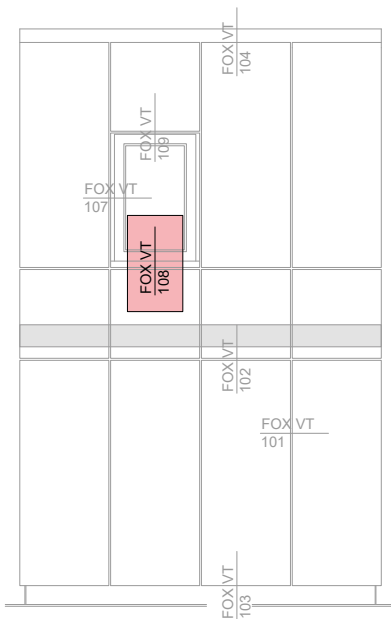


MFT-FOX VT 109



Legend:

- ① Base material
- ② Anchor acc. to static
- ③ Bracket
- ④ Insulation
- ⑤ Insulation fastener
- ⑥ Profile
- ⑦ Self drilling screw
- ⑧ Ventilation gap
- ⑨ Load-bearing hanger profile
- ⑩ Hanger
- ⑪ Cladding fixing
- ⑫ Cladding

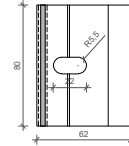
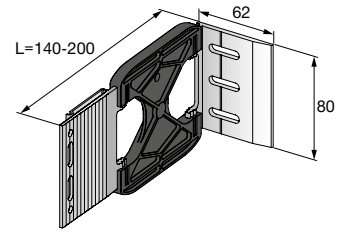


This is an interactive page! Click on the move-back button to jump back to the VIEW OF CLADDING.

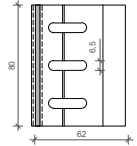
BRACKETS RANGE

MFT-FOX VT Medium

Order Description	Item No.	Length
DIRECT FASTENING and SCREWS D=6,5 mm		
MFT-FOX VT 140 M 6,5	2096973	140 mm
MFT-FOX VT 160 M 6,5	2096975	160 mm
MFT-FOX VT 180 M 6,5	2096977	180 mm
MFT-FOX VT 200 M 6,5	2096979	200 mm
ANCHORS D=11mm		
MFT-FOX VT 140 M 11	2096974	140 mm
MFT-FOX VT 160 M 11	2096976	160 mm
MFT-FOX VT 180 M 11	2096978	180 mm
MFT-FOX VT 200 M 11	2096980	200 mm



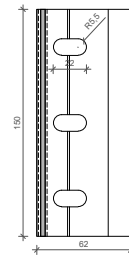
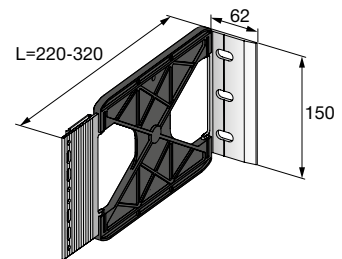
Anchor



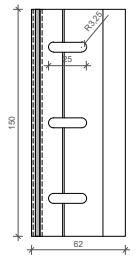
Direct fastening
Screw fastening

MFT-FOX VT Large

Order Description	Item No.	Length
DIRECT FASTENING and SCREWS D=6,5 mm		
MFT-FOX VT 220 L 6,5	2096981	220 mm
MFT-FOX VT 240 L 6,5	2096983	240 mm
MFT-FOX VT 260 L 6,5	2096985	260 mm
MFT-FOX VT 280 L 6,5	2096987	280 mm
MFT-FOX VT 300 L 6,5	2096989	300 mm
MFT-FOX VT 320 L 6,5	2096991	320 mm
ANCHORS D=11mm		
MFT-FOX VT 220 L 11	2096982	220 mm
MFT-FOX VT 240 L 11	2096984	240 mm
MFT-FOX VT 260 L 11	2096986	260 mm
MFT-FOX VT 280 L 11	2096988	280 mm
MFT-FOX VT 300 L 11	2096990	300 mm
MFT-FOX VT 320 L 11	2096992	320 mm

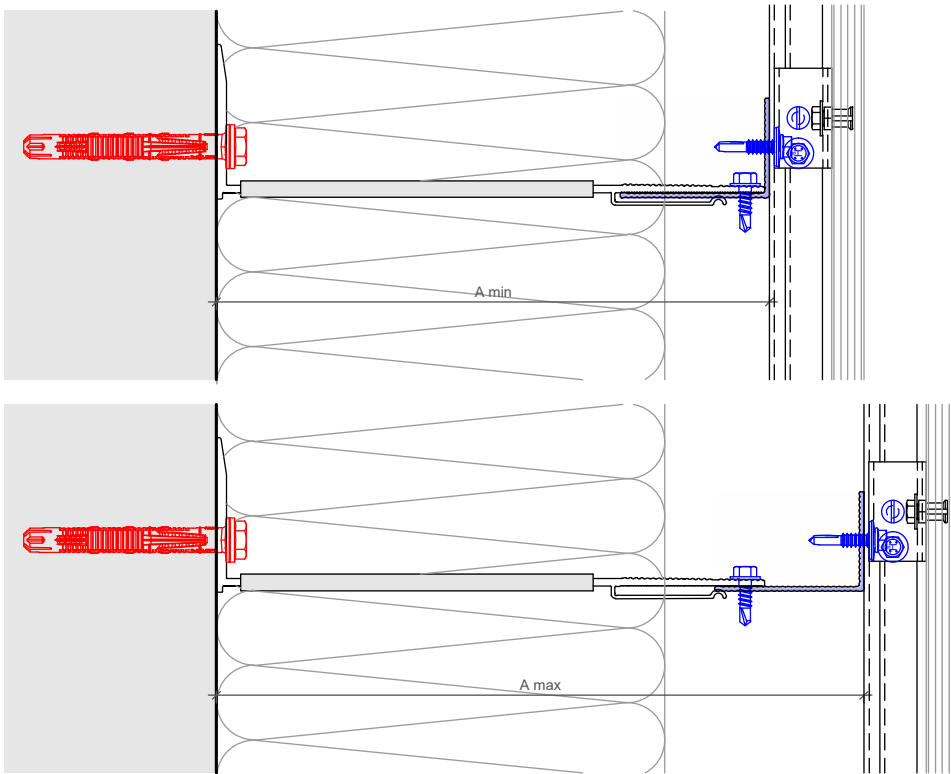


Anchor



Direct fastening
Screw fastening

BRACKET PROFILE ADJUSTMENT



Profiles	"MFT-T 60x80x1,8 6m 60x100x1,8 6m 60x120x1,8 6m"		"MFT-T 40x80x1,8 6m"		"MFT-L 60x40x1,8 6m"		"MFT-L 40x40x1,8 6m"	
	A min*	A max*	A min*	A max*	A min*	A max*	A min*	A max*
MFT-FOX VT 140 M 6,5/11	141.8	181.8	141.8	161.8	140	181.8	140	161.8
MFT-FOX VT 160 M 6,5/11	161.8	201.8	161.8	181.8	160	201.8	160	181.8
MFT-FOX VT 180 M 6,5/11	181.8	221.8	181.8	201.8	180	221.8	180	201.8
MFT-FOX VT 200 M 6,5/11	201.8	241.8	201.8	221.8	200	241.8	200	221.8
MFT-FOX VT 220 L 6,5/11	221.8	261.8	221.8	241.8	220	261.8	220	241.8
MFT-FOX VT 240 L 6,5/11	241.8	281.8	241.8	261.8	240	281.8	240	261.8
MFT-FOX VT 260 L 6,5/11	261.8	301.8	261.8	281.8	260	301.8	260	281.8
MFT-FOX VT 280 L 6,5/11	281.8	321.8	281.8	301.8	280	321.8	280	301.8
MFT-FOX VT 300 L 6,5/11	301.8	341.8	301.8	321.8	300	341.8	300	321.8
MFT-FOX VT 320 L 6,5/11	321.8	361.8	321.8	341.8	320	361.8	320	341.8

* The distance shown is valid for profile thickness of 1,8 mm..



This is an interactive page! Click on the move-back button to jump back to the CONTENT AND OVERVIEW.

PRODUCTS RANGE

Bracket fasteners


HUS-HR 


HRD-H 


HST-R 

HSA-R 

HIT-HY 270 

HIT-HY 200-A 

S-MP 53S 

S-MD 51S / S-MD 53S / S-MD 55S 

Direct fastening 

Brackets

MFT-FOX VT Medium 

MFT-FOX VT Large 

PRODUCTS RANGE

Profiles

MFT-L



MFT-T



MFT-HP



Profile fastener

S-AD



Accessories

MFT-ISO




MFT-H



Insulation fasteners

Insulation fasteners





Hilti Corporation
9494 Schaan Liechtenstein
P +423-234 2111

www.facebook.com/hiltigroup
www.hilti.group