


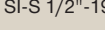






1/2" Akku-Schlagschrauber und passende Schlagschraubereinsätze für metrische Schraubverbindungen, Schlüssel- und Stockschrauben

		SI-S 1/2" L lang	SI-S 1/2" S kurz									
M5		 SI-S 1/2"-7 L (2070384)	 SI-S 1/2"-7 S (2070366)									
		 SI-S 1/2"-8 L (2070385)	 SI-S 1/2"-8 S (2070367)									
M6		 SI-S 1/2"-9 L (2070386)	 SI-S 1/2"-9 S (2070368)		 SIW 4AT-22							
		 SI-S 1/2"-10 L (2070387)	 SI-S 1/2"-10 S (2070369)									
M8 ¹⁾		 SI-S 1/2"-12 L (2070388)	 SI-S 1/2"-12 S (2070370)			 SIW 6-22						
		 SI-S 1/2"-13 L (2070389)	 SI-S 1/2"-13 S (2070371)									
M10 ²⁾		 SI-S 1/2"-15 L (2070390)	 SI-S 1/2"-15 S (2070372)				 SIW 8-22					
		 SI-S 1/2"-16 L (2070391)	 SI-S 1/2"-16 S (2070373)									
M10 ¹⁾		 SI-S 1/2"-17 L (2070392)	 SI-S 1/2"-17 S (2070374)					 SIW 8-22				
		 SI-S 1/2"-18 L (2070393)	 SI-S 1/2"-18 S (2070375)									
M12 ²⁾		 SI-S 1/2"-19 L (2070394)	 SI-S 1/2"-19 S (2070376)						 SIW 8-22			
		 SI-S 1/2"-21 L (2070395)	 SI-S 1/2"-21 S (2070377)									
M12 ¹⁾		 SI-S 1/2"-22 L (2070396)	 SI-S 1/2"-22 S (2070378)							 SIW 8-22		
		 SI-S 1/2"-24 L (2070397)	 SI-S 1/2"-24 S (2070379)									
M14 ²⁾		 SI-S 1/2"-27 L (2070398)	 SI-S 1/2"-27 S (2070380)								 SIW 8-22	
		 SI-S 1/2"-30 L (2070399)	 SI-S 1/2"-30 S (2070381)									
M14 ¹⁾		 SI-S 1/2"-32 L (2070400)	 SI-S 1/2"-32 S (2070382)									 SIW 8-22
		 SI-S 1/2"-36 L (2070401)	 SI-S 1/2"-36 S (2070383)									

¹⁾ nach ISO ²⁾ nach alter DIN