




















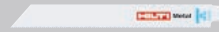


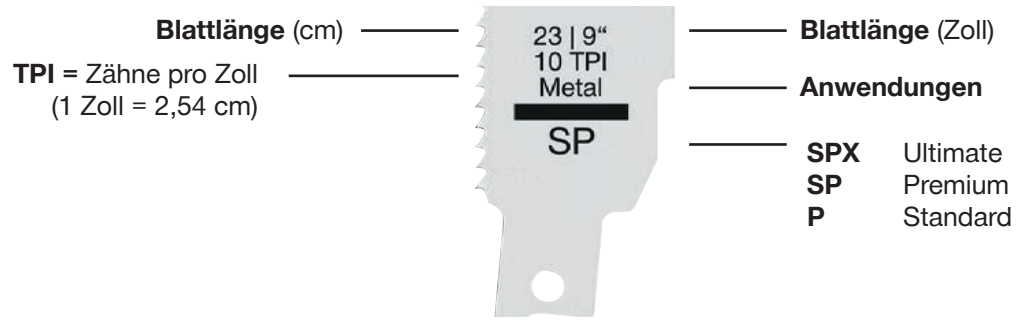


Auswahlhilfe für Säbelsägenblätter

	Abbruch	Metall 5–20 mm	Metall 3–10 mm	Metall 20–60 mm	Gusseisen	Edelstahl	Nichteisen- metalle	Kunststoff	Holz mit Nägeln	Holz	Trockenbau- wände	Mauerwerk
Ultimate +		 SPX-C Metal #2374140			 SPX-C Metal #2374140	 SPX-C Metal #2374140						
Ultimate	 SPX Univ #2140379	 SPX Metal #2262675						 SPX Univ #2140379	 SPX W/M #2262673		 SPX Plaster #284554	 SPX Brick #2165377  SPX Concrete #369054
Premium	 SP Univ #2267011	 SP Metal #2179719	 SP Metal #2179721	 SP Metal #2179716			 SP Metal #2179721	 SP Univ #2267011	 SPX W/M #2222129	 SP Wood #2222136	 SPX W/M #2222129	
Standard	 P Univ #2222119		 P Metal #2099350	 P Metal #2099353			 P Metal #2099350	 P Univ #2222119				

Was bedeuten die Bezeichnungen?



Wie entscheidet man über die Länge?

Beachten Sie die Grundregel:
Breite des Grundmaterials + 50 mm = Blatlänge

Beispiel:
140 mm Breite + 50 mm = 190 mm
-> empfohlene Blatlänge 200 mm oder 230 mm

